

# STYLES & FINISHES

YOUR CHOICES



*Greenfield*   
CABINETRY

# TABLE OF CONTENTS




## **WONDERFUL WORLD OF WOODS**

Pages 3-10




## **PAINT OF EVERY SHADE**

Pages 11-13



## **COMPOSITE & NATURAL VENEERS**

Page 14



## **ACRYLICS & 2D LAMINATES**

Page 15




## **FENIX NTM**

Page 15



## **DOOR STYLES**

Pages 16-25



## **WOOD DOOR STYLE INSERTS**

Page 26



## **FRAMED INSET CHOICES**

Pages 27



## **SPECIALTY FINISHES**

Pages 28-29



## **METAL DOOR STYLES & INSERTS**

Pages 30-31

## **A MATCH MADE IN GREENFIELD HEAVEN**

Crafted for you, never pulled from a warehouse. Richly finished, in just the colors you desire.

*Greenfield*   
C A B I N E T R Y

ON THE FRONT & BACK COVERS: wall cabinets are SR Inset construction, Catalina 275 A door style, Paint Grade material, Glacier paint; base cabinets are Full Access construction, Catalina 275 A door style, Polo Blue paint by Benjamin Moore; shelves are Composite Veneer, Rift Cut White Oak, Natural finish. Design by Proud House Studio, Boulder, CO.




# WONDERFUL WORLD OF WOODS



## ALDER & KNOTTY ALDER

Medium density Alder has a fine flowing grain pattern and naturally warm coloration. Alder can create both charm and drama in your home, and is ideal for drier climates. Infrequent, tight knots and pin holes are a part of the natural look of Alder. Knotty Alder is also available, which has more prominent knots. (Not shown here; See your authorized Greenfield dealer for samples.)



## CHERRY

A luxurious choice for your home, moderately hard Cherry features warm color variation, which mellows with age adding character and grace. Cherry will vary from a light vanilla color to deep pink in its raw state, and become more red or copper in color when exposed to light. Pin holes, mineral streaks and sapwood are a part of the natural look of Cherry.




## HARD MAPLE

For a decor with minimal texture, Maple offers the beauty of a strong hardwood, featuring a more uniform appearance and tighter grain pattern. Mineral streaks are a part of the natural look of Maple, varying in size and quantity, and appearing darker when stained. Maple will gradually amber or yellow over time.



## QUARTER SAWN WHITE OAK

A fairly straight grained hardwood, Quarter Sawn White Oak exhibits flecks or stripes, producing a distinctive pattern. A favorite for traditional furniture such as Mission style, Quarter Sawn White Oak ranges in color from light tan/grey to medium tan/grey and stains well in a variety of colors.




## RED OAK

An enduring hardwood, Red Oak features sweeping flame-like patterns and distinctive texture. Red Oak is ideal for traditional and transitional rooms. Some darker mineral streaks are common in furniture quality Red Oak.



## RIFT CUT WHITE OAK

Featuring light colored sapwood and light grey to dark brown heartwood, Rift Cut White Oak has a unique linear appearance, with a medium to coarse texture. Mineral streaks and small pin knots are part of the Rift Cut White Oak natural beauty and charm. This extremely hard wood is fitting for Craftsman and Mid Century themes.



## WALNUT

An upscale hardwood used for fine furniture, Walnut has tight, curly grain ranging from an off-white in the sapwood to a dark chocolate or purplish black in the heartwood. Walnut has occasional mineral streaks and pin knots. Over the years, Walnut develops a lustrous patina.

# WONDERFUL WO

## ALDER STAINS & GLAZES

Knotty Alder is available in the same stains and glazes as Alder, and appears much the same, except with more prominent knots.




**ASPHALT**




**ASPHALT**  
+BLACK GLAZE




**ASPHALT**  
+BROWN GLAZE




**BARNWOOD**




**BARNWOOD**  
+BLACK GLAZE




**BARNWOOD**  
+BROWN GLAZE




**BREAKWATER**



**CABERNET**



**CABERNET**  
+BROWN GLAZE




**CLOVE**




**COASTAL**




**COASTAL**  
+BLACK GLAZE




**FAWN**




**FAWN**  
+BLACK GLAZE



**FAWN**  
+BROWN GLAZE




**FEDERAL**




**FEDERAL**  
+BLACK GLAZE




**FEDERAL**  
+BROWN GLAZE




**GINGER**




**GINGER**  
+BLACK GLAZE




**GINGER**  
+BROWN GLAZE




**HAZELNUT**




**HAZELNUT**  
+BLACK GLAZE




**JAVA**




**NATURAL**



**NATURAL**  
+BLACK GLAZE



**NATURAL**  
+BROWN GLAZE



**TIMBER**



# WORLD OF WOODS

## CHERRY STAINS & GLAZES



ASPHALT



ASPHALT  
+BLACK GLAZE



ASPHALT  
+BROWN GLAZE



BREAKWATER



CABERNET




CABERNET  
+BROWN GLAZE




FAWN



FAWN  
+BLACK GLAZE



FAWN  
+BROWN GLAZE




FEDERAL




FEDERAL  
+BLACK GLAZE




FEDERAL  
+BROWN GLAZE




GINGER




GINGER  
+BLACK GLAZE




GINGER  
+BROWN GLAZE




JAVA



NATURAL




NATURAL  
+BLACK GLAZE




NATURAL  
+BROWN GLAZE




SADDLE



SADDLE  
+BLACK GLAZE



SADDLE  
+BROWN GLAZE



TIMBER

# WONDERFUL WO

## HARD MAPLE STAINS & GLAZES



**AMBERGLO**



**AMBERGLO**  
+BROWN GLAZE



**BURLAP**



**BURLAP**  
+BLACK GLAZE



**BURLAP**  
+BROWN GLAZE



**NATURAL**



**PLANTATION**




**PLANTATION**  
+BLACK GLAZE




**PLANTATION,**  
+BROWN GLAZE




**SPICE**



**SPICE**  
+BROWN GLAZE



**SUNSET**



**SUNSET**  
+BROWN GLAZE



# WORLD OF WOODS


## QUARTER SAWN WHITE OAK STAINS & GLAZES



**ASPHALT**



**ASPHALT**  
+BLACK GLAZE



**ASPHALT**  
+LIMED



**BARNWOOD**




**BARNWOOD**  
+BLACK GLAZE




**BARNWOOD**  
+BROWN GLAZE



**BARNWOOD**  
+LIMED



**BREAKWATER**



**BREAKWATER**  
+BLACK GLAZE




**BREAKWATER**  
+LIMED



**CABERNET**



**CABERNET**  
+BLACK GLAZE



**COASTAL**



**COASTAL**  
+BLACK GLAZE



**JAVA**




**JAVA**  
+BLACK GLAZE




**NATURAL**



**NATURAL**  
+LIMED



**PRAIRIE**



**PRAIRIE**  
+BLACK GLAZE

# WONDERFUL WO

## RED OAK STAINS & GLAZES




ASPHALT




ASPHALT  
+BLACK GLAZE




ASPHALT  
+BROWN GLAZE




BARNWOOD




BARNWOOD  
+BLACK GLAZE




BARNWOOD  
+BROWN GLAZE




BARNWOOD  
+LIMED




BREAKWATER




BREAKWATER  
+BLACK GLAZE



CABERNET




CABERNET  
+BLACK GLAZE




CABERNET  
+BROWN GLAZE




COASTAL




COASTAL  
+BLACK GLAZE




FEDERAL




FEDERAL  
+BLACK GLAZE




FEDERAL  
+BROWN GLAZE




JAVA




JAVA  
+BLACK GLAZE




JAVA  
+BROWN GLAZE




NATURAL



NATURAL  
+BLACK GLAZE



NATURAL  
+BROWN GLAZE



PRAIRIE



PRAIRIE  
+BLACK GLAZE



TIMBER



# WORLD OF WOODS

## RIFT CUT WHITE OAK STAINS & GLAZES




**ASPHALT**




**ASPHALT**  
+BLACK GLAZE




**ASPHALT**  
+LIMED



**BARNWOOD**



**BARNWOOD**  
+BLACK GLAZE



**BARNWOOD,**  
+BROWN GLAZE



**BARNWOOD**  
+LIMED



**BREAKWATER**



**BREAKWATER**  
+BLACK GLAZE




**BREAKWATER**  
+LIMED




**CABERNET**




**CABERNET**  
+BLACK GLAZE




**COASTAL**



**COASTAL**  
+BLACK GLAZE




**JAVA**




**JAVA**  
+BLACK GLAZE




**NATURAL**



**NATURAL**  
+LIMED



**PRAIRIE**



**PRAIRIE**  
+BLACK GLAZE

# WONDERFUL WORLD OF WOODS

## WALNUT STAINS & GLAZES



ASPHALT



ASPHALT  
+BLACK GLAZE



BREAKWATER




BREAKWATER  
+BLACK GLAZE




BROWNSTONE




BROWNSTONE  
+BLACK GLAZE



HAZELNUT



HAZELNUT  
+BLACK GLAZE



NATURAL  
+BLACK GLAZE



# PAINT OF EVERY SHADE

## PAINT GRADE PAINTS & GLAZES

Most paint colors also available on Knotty Alder.  
See your authorized Greenfield dealer for samples.

A tight grained, very light colored hardwood, Paint Grade is dimensionally stable and makes a superior substrate for painted fashion finishes. Paint Grade styles may be fabricated with door center panels of Medium Density Fiberboard to better resist climate changes.

At Greenfield, we also offer a Benjamin Moore and Sherwin Williams designer paint match option. We will match the current fan color of your choice for a modest investment. Speak to your authorized Greenfield designer to learn more about this very popular program.




# PAIN T OF EV


## PAINT GRADE PAINTS & GLAZES




**GALLOWAY**



**GALLOWAY**  
+BLACK GLAZE



**GARDENIA**




**GARDENIA**  
+GREY GLAZE



**GAUNTLET**




**GAUNTLET**  
+BLACK GLAZE




**GLACIER**



**GLACIER**  
+BLACK GLAZE



**GLACIER**  
+BROWN GLAZE



**GLACIER**  
+GREY GLAZE




**GRAPHITE**



**GRAPHITE**  
+BLACK GLAZE




**GREY MATTERS**



**GREY MATTERS**  
+BLACK GLAZE



**JOCKEY**



**JOCKEY**  
+BLACK GLAZE




**JUNIPER**




**JUNIPER**  
+BLACK GLAZE



**JUNIPER**  
+BROWN GLAZE



**LATTE**



**LATTE**  
+BLACK GLAZE



**LATTE**  
+BROWN GLAZE



**MUSHROOM**




**MUSHROOM**  
+BLACK GLAZE




# VERY SHADE

Most paint colors also available on Knotty Alder. See your authorized Greenfield dealer for samples.



**NEBULA**




**NEBULA**  
+BLACK GLAZE



**PEDIGREE**



**PEDIGREE**  
+BROWN GLAZE



**PESTO**



**PEWTER**



**PEWTER**  
+BLACK GLAZE




**PEWTER**  
+BROWN GLAZE



**REPOSE**



**REPOSE**  
+BLACK GLAZE



**SAND**



**SAND**  
+BLACK GLAZE



**SAND**  
+BROWN GLAZE




**SEALSKIN**



**SILVER LINING**



**SILVER LINING**  
+BLACK GLAZE



**SILVER LINING**  
+BROWN GLAZE




**SLATE**



**SLATE**  
+BLACK GLAZE



**SLATE**  
+BROWN GLAZE



**SURFSIDE**



**SURFSIDE**  
+GREY GLAZE

# COMPOSITE VENEERS

Composite Veneers are high quality, re-engineered wood products made from fast-growing trees, harvested from environmentally managed forests and supplemented with Poplar. Natural Veneers are created from slices of wood, showcasing variations of weather, soil content and growing seasons of the natural habitat.




QTR. AUSTRALIAN WALNUT




QTR. BEECHWOOD GREY



QTR. CEYLON ROSEWOOD




QTR. CHERRY




QTR. EBONY




QTR. ENGLISH OAK




QTR. GREY OAK



QTR. MACASSAR EBONY




QTR. MAHOGANY




QTR. MAPLE




QTR. OAK



QTR. TEAK




QTR. WALNUT



QTR. WENGE



QTR. WHITE WASH OAK




RIFT WHITE OAK



STYLE OAK




TEXTURED EUROPEAN OAK



TURTLE DOVE


# NATURAL VENEERS



SEQUENCED FLAT CUT CHERRY



SEQUENCED FLAT CUT MAPLE




SEQUENCED FLAT CUT WALNUT




## ACRYLICS

High gloss Acrylic material is a Medium Density Fibercore substrate, with a permanently fused Acrylic outer layer. Acrylic material is scratch resistant, not scratch proof.




## 2D LAMINATES

High gloss wired 2D Laminate is a PVC (polyvinyl chloride) material. Like Acrylic material, 2D Laminate is scratch resistant, not scratch proof.



## FENIX NTM

FENIX NTM is an innovative material created for interior design applications by Arpa Industriale. The external surface of FENIX NTM involves the use of nanotechnology and it is characterized by next generation acrylic resins, hardened and fixed with an Electron Beam Curing process. With low light reflectivity, its surface is extremely opaque, anti-fingerprint and features a very pleasant soft touch. It also features enhanced anti-bacterial properties, and is resistant to dry heat, scratches and dents.






**ABBINGTON 275 D**  
Sand Paint, Brown Glaze,  
1-Piece Raised Drawer Front



**ABBINGTON 325 A**  
Cherry, Cabernet,  
5-Piece Drawer Front




**ANZA**  
Acrylic, Sprout,  
Slab Drawer Front



**ANZA**  
2D Laminate, Wired Bronze,  
Slab Drawer Front



**ASHBOURNE 231 A**  
Walnut, Brownstone, ER Inset,  
Slab Drawer Front




**ASHBOURNE 231 B**  
Paint Grade, Eucalyptus,  
Brown Glaze, 5-Piece Drawer Front



**ASHBOURNE 300 D**  
Paint Grade, Amaranth, ER Inset,  
1-Piece Raised Drawer Front



**ASHBOURNE 300 F**  
Cherry, Natural,  
5-Piece Drawer Front



**ASHBOURNE 325 G**  
Alder, Federal, Brown Glaze,  
1-Piece Raised Drawer Front



**AUGUSTA A**  
Alder, Federal, Black Glaze,  
Slab Drawer Front



**BALDWIN 275 C**  
Cherry, Natural, Black Glaze,  
5-Piece Drawer Front



**BALDWIN 275 E**  
Paint Grade, Eucalyptus, Brown Glaze,  
Weathered & Worn, Beaded Inset,  
1-Piece Raised Drawer Front





5  
**BALDWIN 325 A**  
Paint Grade, Galloway, Black Glaze,  
5-Piece Drawer Front



1  
**BRUNSWICK 231 F**  
Paint Grade, Glacier, SR Inset,  
5-Piece Molded Drawer Front



1  
**BRUNSWICK 231 G**  
Maple, Spice, Brown Glaze, Heavy  
Distressing, 5-Piece Drawer Front



2  
**BRUNSWICK 275 D**  
Paint Grade, Sand, Brown Glaze,  
Combed, Heavy Distressing,  
1-Piece Raised Drawer Front



3  
**BRUNSWICK 325 C**  
Walnut, Natural, Black Glaze,  
1-Piece Raised Drawer Front



0  
**CARLTON A**  
Cherry, Natural,  
Slab Drawer Front



0  
**CARLTON J**  
Paint Grade, Sealskin,  
1-Piece Raised Drawer Front



1  
**CATALINA 231 F**  
Paint Grade, Sand, Brown Glaze,  
5-Piece Drawer Front



2  
**CATALINA 275 A**  
Paint Grade, Cityscape,  
Slab Drawer Front



3  
**CATALINA 325 E**  
Alder, Cabernet,  
5-Piece Drawer Front



4  
**CONCORD A**  
Knotty Alder, Latte, Brown Glaze,  
Heavy Distressing,  
5-Piece Drawer Front



4  
**DALTON 275 B**  
Alder, Ginger, Brown Glaze,  
5-Piece Drawer Front



4  
**DALTON 275 F**  
Paint Grade, Black, Edging, ER Inset,  
1-Piece Raised Drawer Front



5  
**DALTON 325 A**  
Quarter Sawn White Oak, Cabernet,  
Black Glaze, Slab Drawer Front



1  
**DEERFIELD 231 F**  
Paint Grade, Filly, Black Glaze,  
5-Piece Drawer Front



1  
**DEERFIELD 231 G**  
Paint Grade, Amaranth, Brown Glaze,  
Weathered & Worn, SR Inset,  
5-Piece Molded Drawer Front



2  
**DEERFIELD 275 A**  
Paint Grade, Nebula,  
Slab Drawer Front




2  
**DEERFIELD 275 E**  
Cherry, Java, SR Inset,  
1-Piece Raised Drawer Front



3  
**DEERFIELD 325 D**  
Paint Grade, Glacier, Brown Glaze,  
5-Piece Drawer Front



1  
**EASTLAKE A**  
Paint Grade, Sand,  
5-Piece Drawer Front



1  
**EASTLAKE J**  
Alder, Hazelnut,  
1-Piece Raised Drawer Front



4  
**EFFINGHAM 275 A**  
Red Oak, Prairie, Black Glaze,  
ER Inset, Slab Drawer Front



4  
**EFFINGHAM 275 F**  
Walnut, Brownstone,  
5-Piece Drawer Front



5  
**EFFINGHAM 325 C**  
Paint Grade, Juniper, Brown Glaze,  
1-Piece Raised Drawer Front





**EMORY A**  
Paint Grade, Pesto,  
Slab Drawer Front



**EMORY L**  
Paint Grade, Eggplant, ER Inset,  
5-Piece Drawer Front



**ESTRIDGE**  
Sequenced Flat Cut Walnut, Natural,  
Slab Drawer Front



**ESTRIDGE**  
Textured European Oak, Barnwood,  
Limed, Slab Drawer Front



**EVERETT**  
Composite Quartered Teak Veneer,  
Natural, Slab Drawer Front



**FALLS CREEK A**  
Knotty Alder, Clove,  
Slab Drawer Front



**FALLS CREEK J**  
Cherry, Natural,  
1-Piece Raised Drawer Front



**FARGO**  
Fenix NTM, Boulder,  
Slab Drawer Front



**FARMINGTON**  
Paint Grade, Galloway,  
Slab Drawer Front



**FREMONT 275 A**  
Alder, Ginger, Black Glaze,  
5-Piece Drawer Front



**FREMONT 275 K**  
Knotty Alder, Dune, Brown Glaze,  
Beaded Inset, 1-Piece Raised  
Drawer Front



**FREMONT 300 K**  
Paint Grade, Pewter, Black Glaze,  
Weathered & Worn,  
5-Piece Drawer Front





**FREMONT 325 A**  
Maple, Burlap, Brown Glaze,  
5-Piece Drawer Front



**GLASGOW 231 A**  
Red Oak, Asphalt, Black Glaze,  
Coventry Inset, 5-Piece Drawer Front



**GLASGOW 231 G**  
Cherry, Ginger, Black Glaze,  
1-Piece Raised Drawer Front



**GLASGOW 275 B**  
Knotty Alder, Natural, Black Glaze,  
Beaded Inset, Slab Drawer Front



**GLASGOW 275 E**  
Paint Grade, Dorian,  
5-Piece Drawer Front



**GLASGOW 325 D**  
Alder, Coastal, Black Glaze,  
5-Piece Drawer Front



**GRAYSON F**  
Paint Grade, Glacier, Brown Glaze,  
Weathered & Worn,  
5-Piece Drawer Front



**HANCOCK A**  
Cherry, Federal,  
Slab Drawer Front



**HANCOCK J**  
Paint Grade, Grey Matters,  
5-Piece Drawer Front



**HAVERHILL A**  
Rift Cut White Oak, Java, SR Inset,  
5-Piece Drawer Front



**HEMINGWAY A**  
Rift Cut White Oak, Barnwood,  
Black Glaze, 5-Piece Drawer Front



**HUDSON A**  
Paint Grade, Mushroom,  
5-Piece Drawer Front






5  
**HUDSON I**  
Paint Grade, Silver Lining, Black  
Glaze, 5-Piece Drawer Front



0  
**JACKSON A**  
Paint Grade, Graphite,  
Slab Drawer Front



0  
**JACKSON J**  
Alder, Breakwater,  
5-Piece Drawer Front



2  
**JAMESTOWN 231 H**  
Paint Grade, Dune,  
5-Piece Drawer Front



3  
**JAMESTOWN 300 H**  
Alder, Coastal,  
5-Piece Drawer Front



4  
**JAMESTOWN 400 H**  
Cherry, Ginger,  
Slab Drawer Front



5  
**JOLIETTE D**  
Alder, Ginger, Black Glaze,  
Beaded Inset,  
1-Piece Raised Drawer Front



5  
**JOLIETTE E**  
Maple, Plantation, Black Glaze,  
1-Piece Raised Drawer Front



2  
**KINNEAR 275 A**  
Cherry, Asphalt,  
5-Piece Drawer Front



3  
**KINNEAR 325 A**  
Cherry, Natural,  
Slab Drawer Front



6  
**LARCHMONT A**  
Walnut, Hazelnut,  
5-Piece Drawer Front




3  
**LEIGHTON A**  
Rift Cut White Oak, Barnwood,  
Limed, SR Inset,  
5-Piece Drawer Front





**MACKINAW 275 A**  
Maple, Spice,  
Slab Drawer Front



**MACKINAW 325 A**  
Paint Grade, Slate,  
5-Piece Drawer Front



**MARLOWE A**  
Cherry, Timber,  
Slab Drawer Front



**MAYFIELD A**  
Red Oak, Java,  
5-Piece Drawer Front



**MEDINA A**  
Paint Grade, Silver Lining,  
Slab Drawer Front



**MEDINA C**  
Walnut, Brownstone,  
1-Piece Raised Drawer Front



**NANTUCKET A**  
Alder, Coastal,  
5-Piece Drawer Front



**NEEDHAM 275 D**  
Maple, Burlap, Brown Glaze,  
1-Piece Raised Drawer Front



**NEEDHAM 325 D**  
Alder, Cabernet, Brown Glaze,  
1-Piece Raised Drawer Front



**NORTHPORT A**  
Paint Grade, Eucalyptus,  
5-Piece Drawer Front



**PALISADES A**  
Cherry, Federal, ER Inset,  
Slab Drawer Front




**PALISADES G**  
Quarter Sawn White Oak, Barnwood,  
5-Piece Drawer Front





4  
**PEYTON A**  
Paint Grade, Surfside, Grey Glaze,  
5-Piece Drawer Front



6  
**PRESTON 275 A**  
Paint Grade, Cyberspace,  
5-Piece Drawer Front



7  
**PRESTON 325 A**  
Cherry, Federal, Brown Glaze, Heavy  
Distressing, 5-Piece Drawer Front



4  
**QUINN**  
Paint Grade, Gauntlet,  
Slab with Molding Drawer Front



6  
**ROCHESTER 275 A**  
Paint Grade, Gardenia,  
5-Piece Drawer Front



7  
**ROCHESTER 325 A**  
Cherry, Fawn,  
Slab Drawer Front



3  
**ROCKPORT 231 A**  
Alder, Ginger, Brown Glaze,  
5-Piece Drawer Front



3  
**ROCKPORT 231 F**  
Paint Grade, Slate, Black Glaze,  
Weathered & Worn, SR Inset,  
Slab Drawer Front



4  
**ROCKPORT 275 C**  
Cherry, Ginger, Brown Glaze,  
5-Piece Drawer Front



4  
**ROCKPORT 275 G**  
Paint Grade, Amaranth, Black Glaze,  
Beaded Inset, 1-Piece Raised  
Drawer Front



3  
**SCARBORO E**  
Paint Grade, Mushroom, Black Glaze,  
5-Piece Drawer Front



6  
**SEBAGO 275 A**  
Knotty Alder, Coastal, Black Glaze,  
Slab Drawer Front



**SEBAGO 325 A**  
Cherry, Asphalt, Brown Glaze,  
Slab Drawer Front




**TALAN A**  
Paint Grade, Jockey,  
5-Piece Drawer Front



**TALAN I**  
Paint Grade, Pedigree, Brown Glaze,  
1-Piece Raised Drawer Front



**TREYNOR A**  
Alder, Java,  
5-Piece Drawer Front



**WHITMAN 250 A**  
Cherry, Saddle, Brown Glaze,  
Slab Drawer Front



**WHITMAN 275 A**  
Rift Cut White Oak, Prairie,  
Black Glaze, Beaded Inset,  
Slab Drawer Front



**LOUVERED**  
Maple, Natural



**PFG ARTS & CRAFTS, 3 LITE**  
Maple, Natural



**PFG ARTS & CRAFTS, 4 LITE**  
Maple, Natural



**PFG-COUNTRY MANOR**  
Maple, Natural




**PFG-DIAMOND**  
Maple, Natural



**PFG-DOUBLE X**  
Maple, Natural





**PFG-ELLIPTICAL**  
Maple, Natural



**PFG-GOTHIC**  
Maple, Natural



**PFG-GOTHIC TOP, 4 LITE**  
Maple, Natural



**PFG-GOTHIC VESICA**  
Maple, Natural



**PFG-MULLION**  
Maple, Natural



**PFG, NO LITES**  
Maple, Natural



**PFG-QUARTER MOON**  
Maple, Natural



**PFG-X**  
Maple, Natural



**PFG-X-LITE, WITH CIRCLE**  
Maple, Natural

# WOOD DOOR


## DECORATIVE GLASS & MIRROR INSERTS



ANTIQUE



BARCELONA  
ANTIQUE MIRROR



FROST



MIRROR



REEDED



RIBBED



SEEDY


Clear glass also available, but not shown.

# WOOD DOOR


## DECORATIVE METAL INSERTS



1" FLAT STRAIGHT  
WEAVE, Wrought Iron



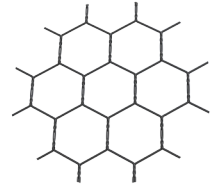
1" FLAT DOUBLE  
DIAMOND,  
Antique Pewter




.75" MULTI-CRIMP  
SINGLE DIAMOND,  
Satin Brass




.75" PRESSED  
SINGLE DIAMOND,  
Stainless Look




.5" CHICKEN WIRE,  
Wrought Iron



.5" ROUND SINGLE  
DIAMOND, Antique Brass



.5" STRAIGHT FLAT  
DIAMOND, Satin Nickel



.1875" FLAT SQUARE  
MESH, Satin Brass

Not all patterns available in all finishes.  
Please consult your authorized Greenfield designer for details.



# FRAMED INSET CHOICES

Considered a premium look, Inset construction features the cabinet doors and drawer fronts set inside the front frame, creating a flush, handcrafted appearance. Greenfield Cabinetry offers four different Inset choices.



BEADED INSET



COVENTRY INSET




ER INSET



SR INSET

# SPECIALTY



**ASHBOURNE 231 B**  
Paint Grade, Eucalyptus, Brown Glaze.

**GLAZED.** Glaze is an artistic hand applied translucent color that, unlike a stain, forms a layer atop a paint or stain. It lends an additional depth and detail to the finish. Glaze not only changes the overall color but will also hang up in available details to add drama and visual depth.

The amount of Glaze hang up will vary greatly depending on the selection of door style. Styles with profiles and panels that have right angle cuts or details on grooves will show more Glaze than smooth, curved surfaces. Styles with applied moldings also increase the amount of Glaze detail that will remain.

Glaze is applied to all exterior finished components and loose items such as turnings, moldings and wainscot. Indicated finished interiors will also be glazed. Backs of doors are a complementary color/finish to the front.



**LEIGHTON A**  
Rift Cut White Oak, Barnwood, Limed,  
SR Inset.

**LIMED.** Liming, or more correctly, ceruse is a classic finish method used to enhance the natural grain characteristics of wood. In the distant past, the technique used actual lime as a colorant. Today the products are very safe and can be adjusted to colors in addition to white. We offer Liming on Rift Cut White Oak and on Quarter Sawn White Oak.

We magnify the Liming effect by hand scrubbing the wood with metal bristle brushes prior to application; working the brush parallel to the grain to avoid cross scratches. As with many finish treatments, the end result will vary dependent on the structure and specie of the wood.



**JACKSON A**  
Glacier, Brown Glaze, Combed.

**COMBED.** Combing is actually a form of Glaze application; but instead of the Glaze being wiped off smoothly, it is hand brushed or scuffed off in a way which leaves visual striations or a Combing effect. A classic finish, Combing has been used for centuries to soften or accent surfaces with subtle nuances of color. Combing is an art form, and as such, it will be irregular and show the hand of the artist. It is this inconsistency that brings added depth and warmth to the finish.

All finished surfaces will include the Combing treatment with the exception of door backs, which will be color blended. Combing is available with Black, Brown and Grey Glazes. A Matte sheen is recommended as Combing is meant to create a vintage appearance.



# / FINISHES



**ROCKPORT 231 F**  
Paint Grade, Slate, Black Glaze,  
Weathered & Worn, SR Inset.

**WEATHERED + WORN.** Weathered + Worn are actually two unique treatments that work hand-in-hand. They are always used together.

Weathered is the sanding off or softening of corners of doors and drawer fronts. This Weathering effect will also be applied to select loose items such as turnings, wainscot, filler overlays, light aprons and more. Interior elements behind doors, solid or glass, will not be treated. Finish color is applied after and over the Weathering process.

Worn is the over-sanding of profile edges of doors and drawer fronts with sanding emphasis on the Weathered portions. This over-sanding exposes the raw colored base wood creating a two-toned effect. Treated elements will include turnings, wainscot, filler overlays, select moldings and more. Interior elements behind either solid or glass doors will not be treated. If a Glaze is selected, it will be applied after the over-sanding, so it will alter the appearance of the base color and the raw wood that has been exposed. Weathered + Worn may be used with all stains, stains with Glaze, paints & paints with Glaze.




**CONCORD A**  
Knotty Alder, Latte, Brown Glaze,  
Heaving Distressing.


**HEAVY DISTRESSING.** Heavy Distressing is a very bold application of physical alterations to the exterior of the cabinetry, including bird pecks, dents, faux cracks, spatter and edge rasping. Our Heavy Distressing package includes Weathered + Worn.

Heavy Distressing may be ordered with stains, stains with a Glaze, paints or paints with a Glaze. Distressing is available on all our wood species. Heavy Distressing will also be applied to select loose items such as turnings, wainscot, filler overlays, select moldings and more. All exterior components of a project are equally treated. Interior elements behind either solid or glass doors will not be treated. Heavy Distressing is performed before the final color process; therefore, Distressed areas will appear darker than the overall background finish.

# METAL FRAME DOOR STYLES



**ARIS**  
Gold, Celsius Mirror-Bronze Glass



**CUBIST**  
Black, Cross Fuzzy Mirror-Grey Glass



**BLACK**



**GOLD**



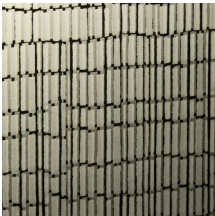
**STAINLESS STEEL**

Cubist is not available in Gold finish.


# METAL FRAME DOOR DECORATIVE GLASS & MIRROR INSERTS



**ACID MIRROR**




**CELSIUS MIRROR-BRONZE**




**CELSIUS MIRROR-GREY**




**CROSS FUZZY MIRROR-BRONZE**



**CROSS FUZZY MIRROR-GREY**



**ETCHED**



**LINEN**



**TREE**

Acid Mirror and Etched available only with Cubist style. Clear glass also available for Cubist, but not shown.



# METAL FRAME DOOR

## MATTE GLASS INSERTS




BLACK



BLUE PASTEL



BROWN



COBALT



CREAM




GREEN PASTEL




GOLDEN



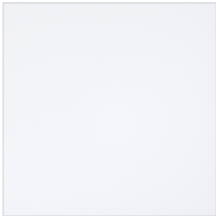
GREY



PURPLE BERRY




RED



WHITE


# STAINLESS DOOR STYLES



**STDRPFG**  
Stainless Steel



**STDR**  
Slab, Mirror Finish Stainless Steel



**STDR5P**  
5-Piece, Mirror Finish Stainless Steel



MIRROR FINISH  
STAINLESS STEEL



STAINLESS STEEL



Our cabinets are proudly made in West Virginia and Indiana.

Greenfield cabinetmakers have that special blend of old world attention to detail, combined with modern technical expertise. It's the best of both worlds.

For full room images, visit our Room Gallery at **[Greenfieldcabinetry.com](https://www.Greenfieldcabinetry.com)**.

To avoid dimensional changes in or damage to components of finished wood cabinetry, we recommend maintaining your environment between 25% and 50% relative humidity and a temperature range of 40 to 100 degrees.

Benjamin Moore® is a registered trademark of Benjamin Moore & Co.  
Sherwin-Williams® is a registered trademark of Sherwin-Williams.